

# The Missing Man Table Lesson Plan Grades K-3



# Wreaths Across America

## Lesson Plan

Teacher:	Date:
Grades: K-3	Lesson: Missing Man Table; Memorial Day; Veterans Day; Service Learning

<p><b>OBJECTIVES:</b> CCSS.ELA-LITERACY.RL.K.1 With prompting and support, ask and answer questions about key details in a text.</p> <p>CCSS.ELA-LITERACY.RL.K.2 With prompting and support, retell familiar stories, including key details.</p> <p>CCSS.ELA-LITERACY.RL.K.3 With prompting and support, identify characters, settings, and major events in a story.</p> <p><u>CCSS.ELA-LITERACY.SL.1.2</u> Ask and answer questions about key details in a text read aloud or information presented orally or through other media.</p> <p><u>CCSS.ELA-LITERACY.W.2.8</u> Recall information from experiences or gather information from provided sources to answer a question.</p> <p><u>CCSS.ELA-LITERACY.W.3.8</u> Recall information from experiences or gather information from print and digital sources; take brief notes on sources and sort evidence into provided categories.</p>	<p><b>STRATEGIES:</b></p> <ul style="list-style-type: none"> <li><input type="checkbox"/> Drawing/Coloring</li> <li><input type="checkbox"/> Writing</li> <li><input type="checkbox"/> Think-Pair-Share Activity</li> <li><input type="checkbox"/> Collaboration</li> <li><input type="checkbox"/> Discussion Questions</li> <li><input type="checkbox"/> Small Groups</li> <li><input type="checkbox"/> Large Group</li> <li><input type="checkbox"/> Story Elements Worksheet</li> </ul>
<p><b>MATERIALS:</b></p>	<p>Computer/laptop; internet (with access to YouTube); Smart Board; copies of the Story Elements Worksheet; copies of the Missing Man Table 5 W's Worksheet; All grades-copies of the Missing Man Table Coloring Sheet; 3<sup>rd</sup> Grade copies of the Missing Man Table Word Search Puzzle</p>
<p><b>Engage:</b> Hook the students</p>	<p>Play the video of the Read Aloud book, <i>The Wall</i>, Author Eve Bunting, Illustrated by Ronald Himler, <a href="https://youtu.be/BTjw-E5AAko">https://youtu.be/BTjw-E5AAko</a></p> <ul style="list-style-type: none"> <li>• For Kindergarten and First Grade Students read the Story Element Questions aloud and have the students answer the questions orally.</li> <li>• For 2<sup>nd</sup> and 3<sup>rd</sup> Grade Students have the students read the questions and answer the questions on their papers;</li> <li>• For Kindergarten Students ask the 5 W's aloud and have the students answer the questions orally.</li> <li>• For 1<sup>st</sup> - 3<sup>rd</sup> Grade Students have the students complete the 5 W's Worksheet on their papers;</li> </ul>
<p><b>Explore:</b> Students make sense of a concept through observations.</p>	<p>Explain to the students that sometimes troops are captured by the enemy during war and they are taken as prisoners. If that happens, those troops are called Prisoners of War. Sometimes troops are involved in missions and they are never found after the mission, we call those troops Missing in Action. And sometimes troops die in war, all of these men are represented at a Missing Man Table. The Missing Man Table is set to honor and respect the lives of these very brave men and women who went to war to defend the rights we have in our country and to protect people in other countries whose rights were being taken away.</p> <p>Think-Pair-Share Play the Missing Man Table Ceremony video, <a href="https://www.dvidshub.net/video/806717/missing-man-table-ceremony">https://www.dvidshub.net/video/806717/missing-man-table-ceremony</a></p> <p><b>TPS Question: What is a hero? How can we honor our heroes? Are those who are honored by the Missing Man Tables Heroes?</b></p> <p><b>Describe the symbolism of each item on the Missing Man Table.</b> You can use actual items or drawn items to create a Missing Man Table in your</p>

# Wreaths Across America

## Lesson Plan

Teacher:	Date:
Grades: K-3	Lesson: Missing Man Table; Memorial Day; Veterans Day; Service Learning

	<p>classroom. Allow students to set up a Missing Man Table in the classroom. Use the description below to describe the symbolism of each item.</p> <p style="text-align: center;"><b>The Missing Man Table Symbolism</b></p> <p>The table is small and round, to show our everlasting concern.          The table is set for one, symbolizing the prisoner alone.          The tablecloth is white, symbolizing the purity of the soldier's motives when answering their country's call to serve.          The black napkin symbolizes the sorrow of being held captive.          The chair is empty symbolizing they are not here with us.          The glass is inverted symbolizing they cannot raise a toast with us.          The slices of lemon symbolizes their of their bitter suffering.          The grains of salt symbolizes the countless tears of their families.          The single red rose symbolizes their loved ones, who keep the faith awaiting their return.          The burning candle is a light of hope that they will be returned to their families and friends.          The yellow or red ribbon symbolizes our continuing uncertainty, the hope for their return, and our determination to account for them.</p> <p>Explain to students that families who have a loved one that has died while they are on <u>active duty</u> in the military, or who die as a result of that service or are missing in action are called Gold Star Families.</p> <p>Kindergarten students ask the 5 W's aloud and have the students answer the questions orally.</p> <p>Hand out 5 W's Worksheet for 1<sup>st</sup> - 3<sup>rd</sup> Grade students have the students complete the 5 W's Worksheet on their papers;          Handout the Missing Man Table Coloring Sheet.          Handout the Missing Man Table Word Search Puzzle.</p>		
<b>Explain:</b> Teacher introduces formal vocabulary and language to students.	The Wall Vietnam War Troops	Prisoner of War Missing in Action POW Camps	The Missing Man Table Respect Honor
<b>Elaborate:</b> Students apply what they have learned.	<p>Students will:</p> <p>Kindergarten-With prompting and support, ask and answer questions about key details in a text.          Grade 1-Ask and answer questions about key details in a text read aloud or information presented orally or through other media.          Grade 2-Recall information from experiences or gather information from provided sources to answer a question.          Grade 3-Recall information from experiences or gather information from print and digital sources; take brief notes on sources and sort evidence into provided categories.</p>		
<b>Evaluate:</b> assessment.	The teacher will select the items to be used for formal/informal assessments.		
<b>Enrichment/Service-Learning Project</b>	Students can pick from many projects, see the last page of this lesson plan for suggestions; share what you have learned about the Missing Man Table with your class, family, and friends; participate in the Wreaths Across America Service Project.		

# Wreaths Across America Lesson Plan

Teacher:	Date:
Grades: K-3	Lesson: Missing Man Table; Memorial Day; Veterans Day; Service Learning

Name \_\_\_\_\_

## Story Elements for *The Wall* by Eve Bunting

Name of the Story:

Setting:

Character:

Plot:

Summarize the Story:

---

---

---

---

---

---

---

---

---

---

Theme (Lesson Learned)

Your Response:

---

---

---

---

---

---

# Wreaths Across America Lesson Plan

Teacher:	Date:
Grades: K-3	Lesson: Missing Man Table; Memorial Day; Veterans Day; Service Learning


Student Name \_\_\_\_\_

## The Missing Man Table 5 W's Worksheet


WHO?



WHAT?




WHEN?



WHERE?



WHY?


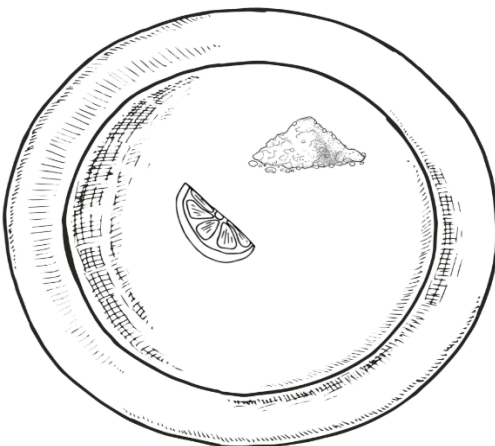
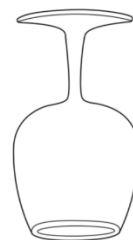
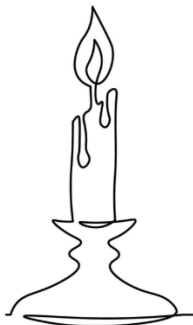


# Wreaths Across America Lesson Plan

Teacher:	Date:
Grades: K-3	Lesson: Missing Man Table; Memorial Day; Veterans Day; Service Learning

Name \_\_\_\_\_

## The Missing Man Table



# Wreaths Across America

## Lesson Plan

Teacher:	Date:
Grades: K-3	Lesson: Missing Man Table; Memorial Day; Veterans Day; Service Learning

3<sup>rd</sup> Grade

Name \_\_\_\_\_

### The Missing Man Table Word Search

P	R	I	S	O	N	E	R	O	F	W	A	R
Q	A	Z	W	S	O	F	V	N	D	E	X	G
X	S	E	D	C	I	K	O	E	P	E	W	L
V	A	S	E	T	T	H	C	V	K	M	P	A
A	L	Z	W	S	C	X	R	E	F	P	N	S
G	T	H	E	W	A	L	L	R	E	T	N	S
R	U	J	M	I	N	K	F	F	L	Y	Z	A
R	E	W	Q	A	I	S	V	O	H	C	R	F
T	G	D	B	T	G	W	Y	R	N	H	B	Y
L	I	L	R	Q	N	A	R	G	U	A	S	X
E	D	C	E	O	I	T	I	E	J	I	O	H
M	D	L	E	A	S	X	B	T	M	R	Z	W
O	G	X	E	D	S	E	B	C	P	Q	W	S
N	R	F	V	T	I	G	O	B	Y	H	N	U
M	I	K	O	L	M	P	N	A	Z	W	S	X

Never Forget	The Wall	Red Rose	Vase
Table	Lemon	Glass	Prisoner of War
Missing In Action	Salt	Ribbon	Empty Chair

# Wreaths Across America Lesson Plan

Teacher:	Date:
Grades: K-3	Lesson: Missing Man Table; Memorial Day; Veterans Day; Service Learning

## ANSWER KEY

Name \_\_\_\_\_

### The Missing Man Table Word Search

P	R	I	S	O	N	E	R	O	F	W	A	R
Q	A	Z	W	S	O	F	V	N	D	E	X	G
X	S	E	D	C	I	K	O	E	P	E	W	L
V	A	S	E	T	T	H	C	V	K	M	P	A
A	L	Z	W	S	C	X	R	E	F	P	N	S
G	T	H	E	W	A	L	L	R	E	T	N	S
R	U	J	M	I	N	K	F	F	L	Y	Z	A
R	E	W	Q	A	I	S	V	O	H	C	R	F
T	G	D	B	T	G	W	Y	R	N	H	B	Y
L	I	L	R	Q	N	A	R	G	U	A	S	X
E	D	C	E	O	I	T	I	E	J	I	O	H
M	D	L	E	A	S	X	B	T	M	R	Z	W
O	G	X	E	D	S	E	B	C	P	Q	W	S
N	R	F	V	T	I	G	O	B	Y	H	N	U
M	I	K	O	L	M	P	N	A	Z	W	S	X

Never Forget	The Wall	Red Rose	Vase
Table	Lemon	Glass	Prisoner of War
Missing In Action	Salt	Ribbon	Empty Chair



# Wreaths Across America

## Lesson Plan

Teacher:	Date:
Grades: K-3	Lesson: Missing Man Table; Memorial Day; Veterans Day; Service Learning

### Grades K-5 Service-Learning Projects

1. Draw pictures or make cards for servicemen and women overseas or veterans at a local VA Hospital or VA Home. [Operation Gratitude](#) sends over 250,000 packages to Servicemen and Women, and First Responders annually, the link above provides guidelines for participation in their program.
2. Make cards for Senior citizens in your community for the various holidays. Teachers/Parents can help their children by:
  - \* contacting local nursing homes, senior centers and VA Homes to determine the procedure they have for community involvement, the numbers of residents, etc.
  - \* setting up a calendar as a reminder to your child letting them know when certain holidays are coming.
  - \* providing materials: crayons, paper, coloring sheets for younger students
  - \* setting up a time for delivery of the cards to the facility, or help your child mail the cards at the Post Office.
3. Decorate placemats to be used for Senior citizens during the holidays with a special note or picture! Many agencies deliver meals to Seniors who have mobility problems and are on a fixed income. Teachers/Parents can help their children by:
  - \* contacting local agencies that provide meals for Seniors, coordinate with the agency to provide placemats for an upcoming holiday
  - \* talking with your child's teacher to see if this could be a classroom project
  - \* provide materials,
4. Donate gently used or new stuffed animals to a local fire department or police station to give to children in emergencies.
5. During your birthday month, donate cake mix, frosting, candles, and an age-appropriate toy in a box. Donate items to a local food pantry or school social worker for families in need of a birthday cake. Let your child decorate the bag/box with a birthday message. Parents can help their children by:
  - \* contacting a local food bank or their child's school to arrange a drop-off point
  - \* purchasing the items to donate
  - \* taking their child to be a part of the drop-off
6. Collect school supplies, coloring books/crayons or games to donate to local homeless shelters or local children's hospitals.
  - \* contacting a local food bank or their children's hospital to arrange a drop-off point
  - \* purchasing the items to donate
  - \* taking their child to be a part of the drop-off
7. Make a no-sew fleece blanket for a child in need with [Project Linus](#), or a Veteran in need with [Soldiers' Angels](#). Parents can help their children by:
  - \* log on to the Project Linus or Soldiers' Angels to check out the specifications for the blankets,
  - \* help their child purchase materials
  - \* help their child make the blanket if necessary
  - \* take their child to ship or deliver the blanket